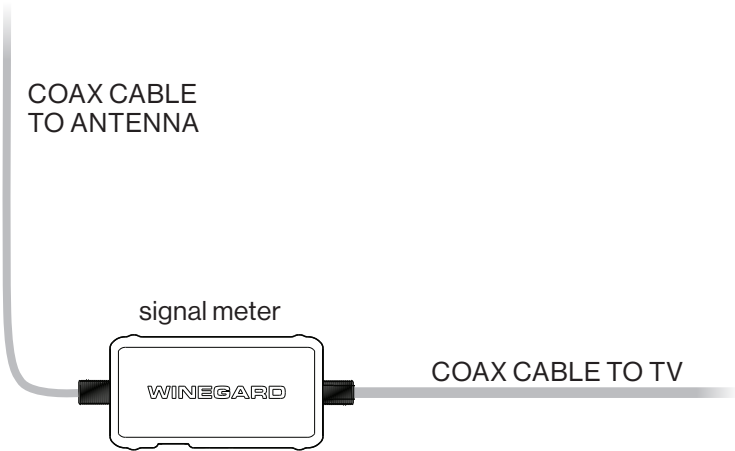


INSTALLATION

IMPORTANT: Work with a buddy! One person adjusts antenna, second person relays results.

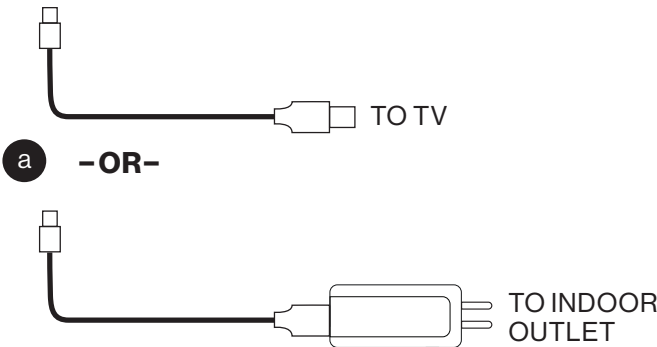
Not provided: coax cables



SET UP ONLY

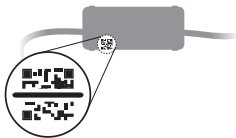
HINT: If the signal meter and smartphone/app are > 30 ft apart, use a power bank (not included) or extension cord.

TO POWER BANK



- CONTENTS:**
- antenna
 - signal meter (power inserter)
 - USB cable
 - 110V adapter

- 1 SCAN** QR Codes below to download the Winegard App
- 2 SELECT** “Don’t have an account?” Fill out info and **CLOSE** the app. An email confirmation will be sent. Confirm the email (required). Open app and log in.
- 3 CONNECT** the antenna to signal meter using a coax cable (not included). Turn on the signal meter by connecting it to an outdoor power outlet or power bank.
- 4 SCAN** the QR code on the signal meter. Position the antenna to receive the maximum number of free channels. Allow six to twelve seconds between each re-positioning.
HINT: Different views are available: a top-down view of broadcast towers in your area, a full list of actual channels your antenna detects, and a signal strength view to help fine-tune a specific channel if necessary.
- 5 MOUNT** the antenna using the supplied mounting hardware. After setup, connect the antenna and the signal meter to your TV. Provide power to the signal meter (**a**). Run a channel scan.



SCAN FOR

MORE
PRODUCT
INFORMATION

WARRANTY
OR CALL
800-288-8094

For help, email help@winegard.com or call 1-800-288-8094
Register your product at: www.winegard.com/support

Winegard Company 2736 Mt. Pleasant St. | Burlington, IA 52601

Apple and the Apple logo are trademarks of Apple Inc., registered in the U.S. and other countries. App Store is a service mark of Apple Inc., registered in the U.S. and other countries. Google Play and the Google Play logo are trademarks of Google LLC. The Bluetooth word mark and logos are registered trademarks owned by Bluetooth SIG, Inc. and any use of such marks by Winegard is under license. Winegard is a registered trademark of Winegard Company.



TROUBLESHOOTING

Problem	Possible Cause	Possible Solution
SUMMARY SCREEN		
Total Channels shows all zeros.	App connection to database lost.	Close app and reopen.
	Antenna placed in wrong location.	Allow the timer to cycle twice while repositioning the antenna.
Total Channels shows all dashes.	Antenna has encountered a problem.	Reboot by unplugging the signal meter, waiting 3 seconds, and restoring power.
Not all channels are GREEN.	Antenna position, distance, terrain, weather, network power, or band may affect signal strength.	Reposition the antenna to get as many channels as possible in GREEN and YELLOW (channels with these colors should be viewable).
MAP SCREEN		
Network does not appear.	Networks may be on the same tower, or very close and hidden.	Zoom in on the map to see if the network tower appears.
The network that I want remains RED.	Antenna position, distance, terrain, weather, network power, or band may affect signal strength.	Click/hover over the network and verify the network distance is within antenna range.
		Click/hover over the network you are looking for. Verify the antenna covers the required band (UHF, VHF High; VHF Low). Try turning off the amplifier. Go to Settings, disable Distribution Amplifier, and click OK. Or click Dist. Amp on the Success screen. Important: This option may only work on individual channels when the signal tower is close by—the amplifier may be overpowering the signal.
LIST VIEW		
Channel data refreshes before I find the channel.	Channel data refreshes every 6 to 12 seconds and moves to the top of the screen.	Press the Pause button at the bottom of the screen so that you can see the channels you have. Restart whenever you are ready.
DEVICE CONNECTION		
I can't scan the barcode.	The camera won't focus, or you're not signed in to your account.	Ensure you are signed in to your Winegard account. Adjust the distance from your camera to the QR code. If this doesn't help, tap the Continue without scanning button, then tap Scan for Bluetooth® Devices to manually find and connect to your antenna.
Cannot connect to the device.	The signal meter is not powered on.	Ensure the signal meter is powered on and try again.
Scan code is not recognized.	Scanned wrong QR code, or there is a decoding error.	Check that QR code is not damaged, then center camera on only the Winegard scan code.
A message appears that the device is disconnected.	Out of range of signal meter, or power to the signal meter was lost.	Make sure your signal meter is powered on; stay within 30 feet of signal meter to ensure the Bluetooth connection is not lost.
ACCOUNT SIGN IN		
My account needs to be verified.	Email verification needed.	Check for account verification email message from Winegard . Follow the instructions. Check your spam filter.
Invalid password.	Incorrect password.	Re-enter your password or reset your password and follow the instructions.
BLUE LED		
LED is no longer solid or flashing.	Sleeps after 15 minutes of inactivity.	This is normal operation when the unit goes to sleep. A connection to the antenna may still be made when the blue LED is off.
LED light is no longer on.	Bluetooth connection is in sleep mode.	Antenna/Amplifier is still working with LED off, the Bluetooth connection is in sleep mode.
	Signal meter is not powered on.	Ensure signal meter is powered on and try again.

FCC STATEMENT

This device complies with Part 15 of the FCC Rules. Operation is subject to the following two conditions: (1) This device may not cause harmful interference, and (2) this device must accept any interference received, including interference that may cause undesired operation.

This equipment has been tested and found to comply with the limits for a Class B digital device, pursuant to Part 15 of the FCC Rules. These limits are designed to provide reasonable protection against harmful interference in a residential installation. This equipment uses and can radiate radio frequency energy and, if not installed and used in accordance with the instructions, may cause harmful interference to radio communications. However, there is no guarantee that interference will not occur in a particular installation. If this equipment does cause harmful interference to radio or television reception, which can be determined by turning the equipment off and on, the user is encouraged to try to correct the interference by one or more of the following methods:

- Reorient or relocate the receiving antenna.
- Increase the separation between the equipment and devices.
- Connect the equipment into an electrical outlet on a circuit different from that which the radio receiver is connected.
- Consult the dealer or an experienced radio/TV technician for help.

FCC Caution

Any changes or modifications not expressly approved by the party responsible for compliance could void the user's authority to operate this equipment.

Only channels 1-11 can be operated. Selection of other channels is not possible.

This device and its antenna(s) must not be co-located or operating in conjunction with any other antenna or transmitter.

FCC Radiation Exposure Statement

This equipment complies with FCC radiation exposure limits set forth for an uncontrolled environment. This equipment should be installed and operated with a minimum distance of 25 cm between the radiator and your body.

This device and its antenna(s) must not be co-located or operating in conjunction with any other antenna or transmitter except in accordance with FCC multi-transmitter product procedures.

This device complies with FCC and Industry Canada license-exempt RSS standard(s). Operation is subject to the following two conditions: (1) this device may not cause interference, and (2) this device must accept any interference, including interference that may cause undesired operation of the device.

SCAN FOR

MORE
PRODUCT
INFORMATION



WARRANTY
OR CALL
800-288-8094



For help, email help@winegard.com or call 1-800-288-8094
Register your product at: www.winegard.com/support

Winegard Company 2736 Mt. Pleasant St. | Burlington, IA 52601

Apple and the Apple logo are trademarks of Apple Inc., registered in the U.S. and other countries. App Store is a service mark of Apple Inc., registered in the U.S. and other countries. Google Play and the Google Play logo are trademarks of Google LLC. The Bluetooth word mark and logos are registered trademarks owned by Bluetooth SIG, Inc. and any use of such marks by Winegard is under license. Winegard is a registered trademark of Winegard Company.



WINEGARD®

